

Defrizing Spray (Leave in Liquid)

Set of products used for the final styling of hair.



HAIR TYPE:

All hair types, no restrictions.



COMMON BENEFITS:

- Thermal Protection.
- Sun Protection.
- Relaxing effect: Detangles and polishes the hair.
- Pre Brush
- Intensifies shine.
- Liquid Spray: Makes application easier and dries faster.




EASY STRAIGHTENING SPRAY

Detangling spray with thermal and UV protection action. Free of chemical smoothing agents and technologically developed with Action Liss, the fluid combines linseed active ingredients with cationic polymers that form a light protective film around the fiber, promoting greater discipline to the strands.

SPECIFIC BENEFITS:

EASY STRAIGHTENING SPRAY


- Prolongs the Frizz alignment effect for up to 3 washes or 1 week.
- Continuous use prolongs the straightening effect.





SUMMER PROTECTION

Detangling spray with thermal and UV protection action. Free of chemical agents, it combines silk amino acids and coconut oil and was developed to be a protective shield against external agents.




SPECIFIC BENEFITS:

SUMMER PROTECTION

- Combats the absorption of impurities, such as: Salt, Chlorine, Sweat, Wind and Pollution.
- Pre and Post: Beach, Pool, Gym.
- Moisture Retainer.

GET BLOND SPRAY

Detangling spray with thermal and UV protection action. Specially developed for blonde and sensitized hair, it combines Acid Violet with collagen and keratin proteins that aim to combat excessive porosity without yellowing during the heat process caused by blow-dry.



SPECIFIC BENEFITS:


GET BLOND SPRAY

- Reduces chemical wear.
- Improves elasticity.
- Prevents and/or Neutralizes unwanted yellowing.



FEATURED INGREDIENTS:

- Vegetable Glycerin
- Acid Violet
- Argan Oil
- Coconut Oil
- Hydrolyzed Collagen
- Hydrolyzed Keratin
- Wheat Protein
- Silk Protein



RESULT:

- Protection and Shine daily.
- Frizz Control.
- Fights against static.
- Inhibits the formation of split ends.
- Helps on cuticular sealing.

STEP BY STEP:

- 1- On clean and damp hair, apply a generous amount of the desired spray. For better distribution of the fluid over the hair, comb it.
- 2- Blow-dry well and straight with a flat iron if you wish.

ADDITIONAL TIPS:

Don't skimp on the product. Using small amount of the product will give it perfume, but it won't protect as it should.

Don't be afraid. Even if you wet your hair with the fluid, it won't weigh your hair down.

No need to brush all the time. Whenever you want to let it dry naturally, would be no problem.

Although there is specificity in each of the fluids, they are all suitable for any type of hair, even if they are tinted.